

Scaled data based on original data using
LM-79-08 Approved Method: Electrical and Photometric Measurements of Solid-
State Lighting Products

Test Report Prepared for
Cooper Lighting Solutions
(formerly Eaton)

Brand: McGRAW-EDISON

Report Number: P385498

Luminaire Tested: **GWC-SA1A-740-U-T2-HSS**

Issue Date: 3/3/2020

Test Information

Test Method: LM-79-08
Report Number: P385498
TEST IS SCALED FROM IESNA LM-79-08 TEST DATA (G2-1903-205-13)
Test Lab: INNOVATION CENTER
Issue Date: 3/3/2020
Manufacturer: COOPER LIGHTING SOLUTIONS (FORMERLY EATON)
Product Line: MCGRAW-EDISON
Catalog Number: GWC-SA1A-740-U-T2-HSS
Description: GALLEON WALL LUMINAIRE
(1) 70 CRI, 4000K, 615mA LIGHTSQUARE WITH 16 LEDS AND TYPE II OPTICS WITH HOUSE SIDE SHIELD
Light Source: -
Ballast/Driver: ELECTRONIC DRIVER

Summary

Lumens per Lamp: N/A
Luminaire Lumens: 3539 lumens
Efficiency: N/A
Efficacy: 104.1 lumens/watt
Luminous Opening: Rectangular (W 0.5' x L: 0.5' x H: 0')
IES Classification: Type II - Medium
BUG Rating: B0 - U0 - G1

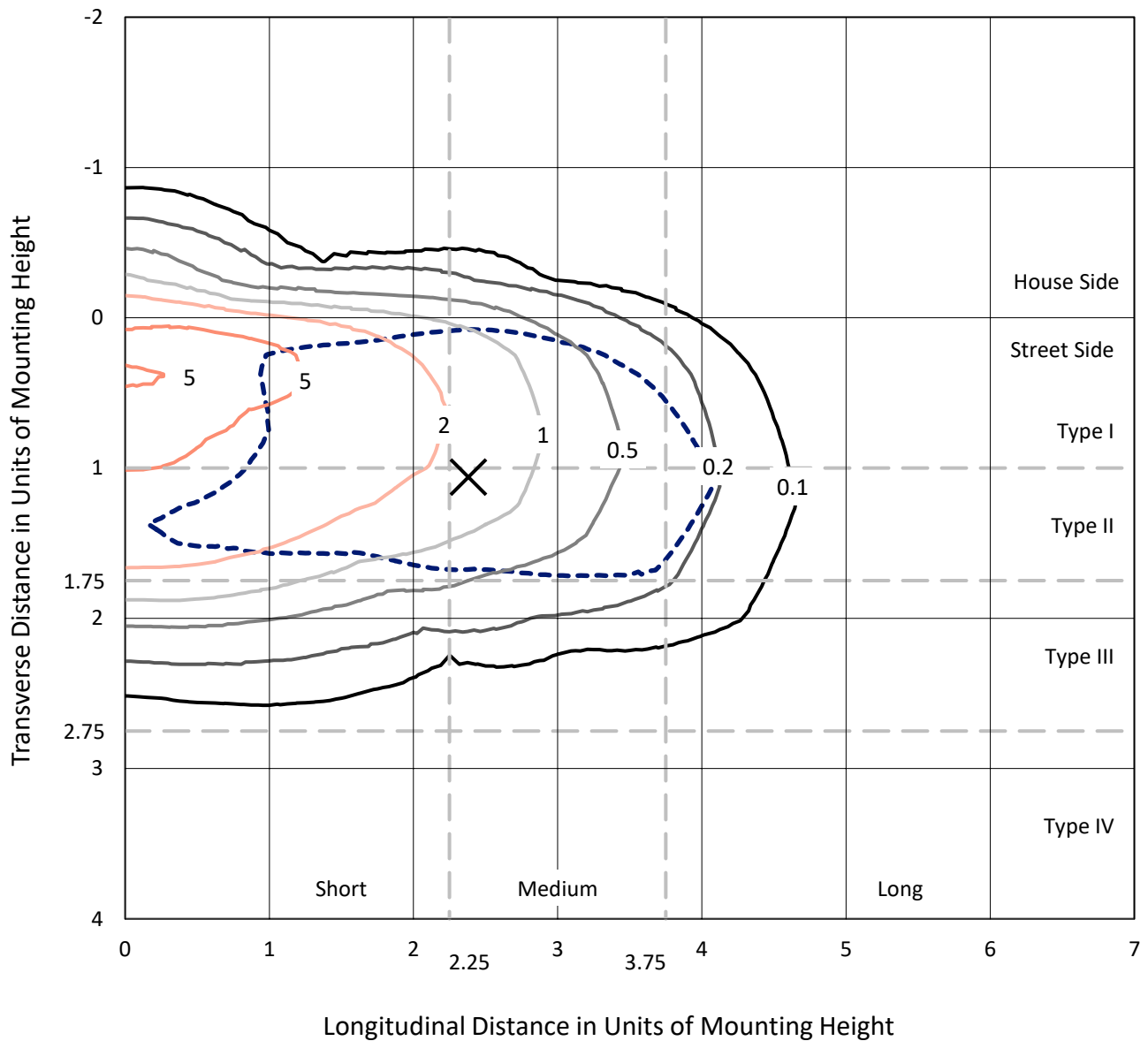
Input Watts (W): 34
Input Voltage (V): NR
Input Current (A_{in}): NR
Voltage Rise (V): NR
Power Factor: NR
Total Harmonic Distortion (THDi): NR
Frequency (hertz): 60
Stabilization Time: NR
Operation Time: NR
Ambient Temperature (°C): NR
Test Distance: 24 FT



REPORT NUMBER: P385498
 CATALOG NUMBER: GWC-SA1A-740-U-T2-HSS

Iso-Footcandle Lines of Horizontal Illumination

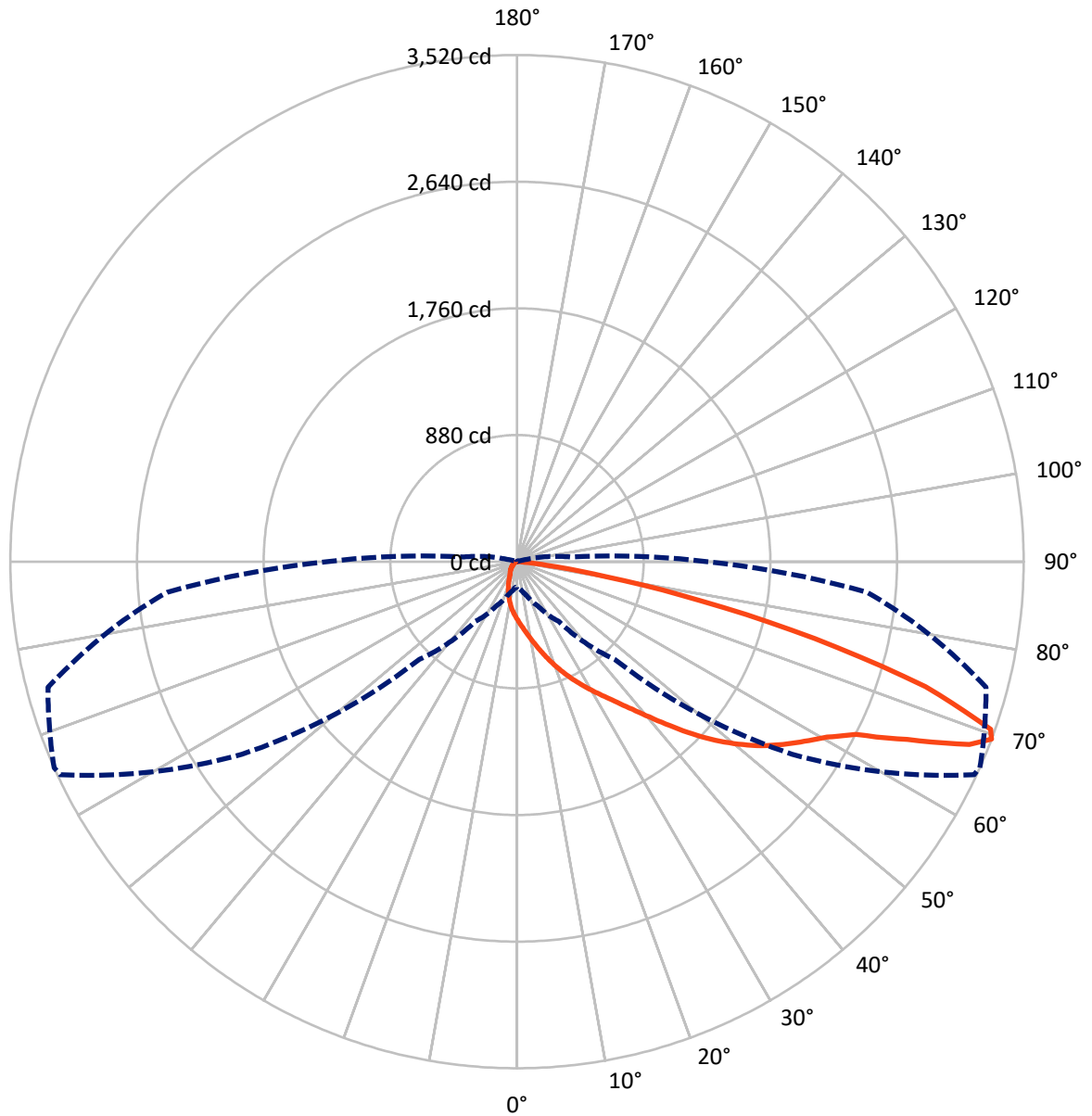
✕ Max cd
 - - - 1/2 Max cd



Based on 10 foot mounting height. Maximum calculated value = 6.7 fc
 Type II - Medium - N/A

REPORT NUMBER: P385498
CATALOG NUMBER: GWC-SA1A-740-U-T2-HSS

Luminous Intensity Polar Plot



— Vertical Plane Through 66-Deg Lateral - - - Horizontal Cone Through 69-Deg Vertical

REPORT NUMBER: P385498

CATALOG NUMBER: GWC-SA1A-740-U-T2-HSS

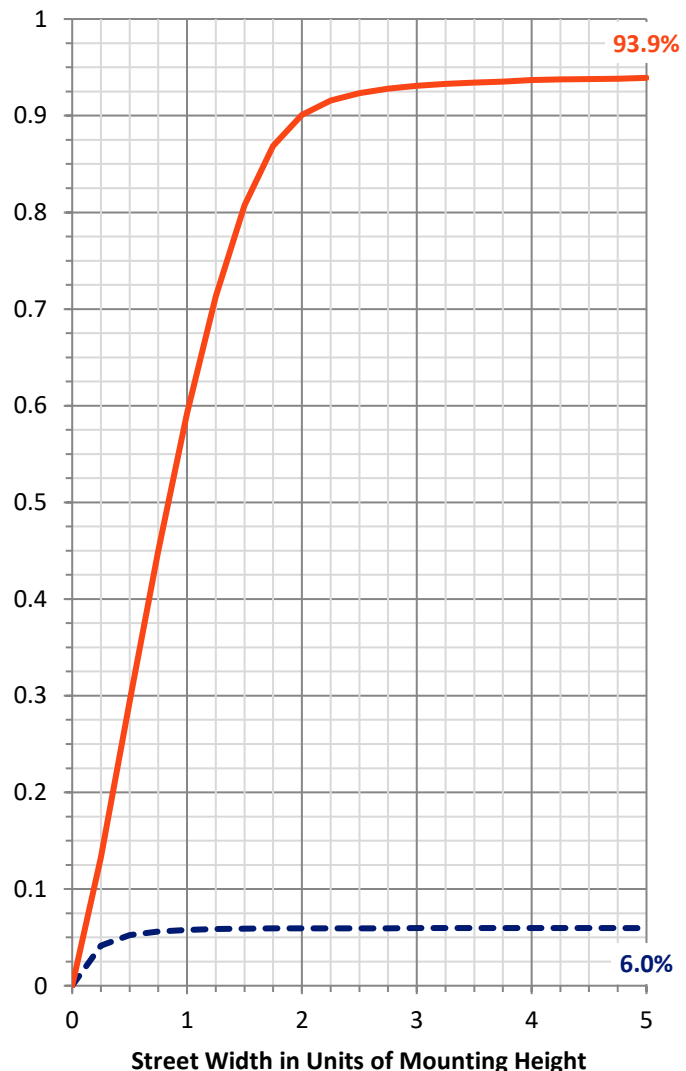
FLUX DISTRIBUTION:

		Downward	Upward	Total
House Side	Lumens	212.3	0.0	212.3
	% Fixture	6.0	0.0	6.0
Street Side	Lumens	3326.7	0.0	3326.7
	% Fixture	94.0	0.0	94.0
Total	Lumens	3539.0	0.0	3539.0
	% Fixture	100.0	0.0	100.0

Coefficient of Utilization

ZONAL LUMENS:

Zone	Lumens	% Fixture
0°-10°	38.9	1.1
10°-20°	115.9	3.3
20°-30°	201.8	5.7
30°-40°	354.0	10.0
40°-50°	592.5	16.7
50°-60°	871.0	24.6
60°-70°	894.3	25.3
70°-80°	441.5	12.5
80°-90°	29.2	0.8
90°-100°	0.0	0.0
100°-110°	0.0	0.0
110°-120°	0.0	0.0
120°-130°	0.0	0.0
130°-140°	0.0	0.0
140°-150°	0.0	0.0
150°-160°	0.0	0.0
160°-170°	0.0	0.0
170°-180°	0.0	0.0
0°-90°	3539.0	100.0
0°-180°	3539.0	100.0



REPORT NUMBER: P385498

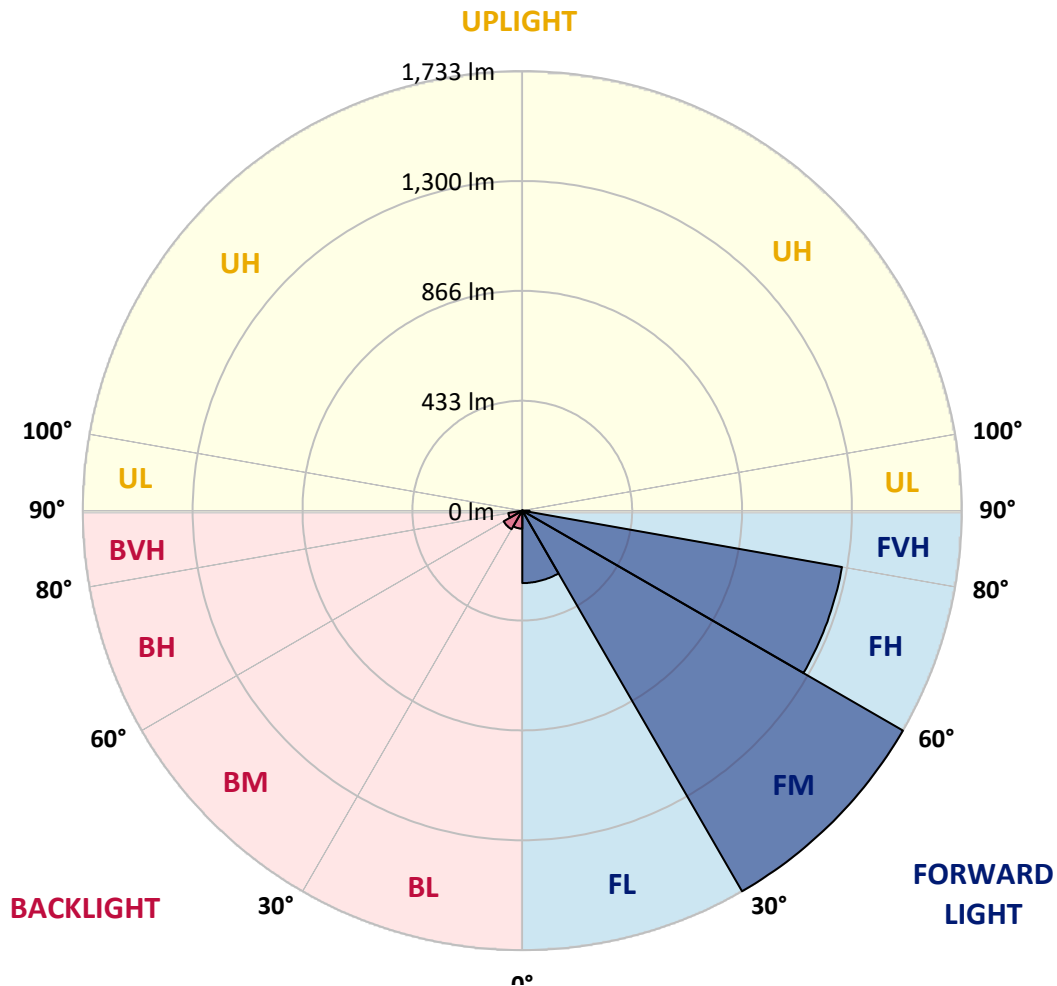
CATALOG NUMBER: GWC-SA1A-740-U-T2-HSS

LUMINAIRE CLASSIFICATION SYSTEM LUMEN TABLE AND BUG RATING:

Zone	Lumens	% Fixture	Zone Rating/Lumen Limit		
			B	U	G
FL (0°-30°)	285.6	8.1			
FM (30°-60°)	1732.9	49.0			
FH (60°-80°)	1279.8	36.2			G1/1800
FVH (80°-90°)	28.5	0.8			G1/100
BL (0°-30°)	71.0	2.0	B0/110		
BM (30°-60°)	84.6	2.4	B0/220		
BH (60°-80°)	55.9	1.6	B0/110		G0/110
BVH (80°-90°)	0.7	0.0			G0/10
UL (90°-100°)	0.0	0.0		U0/0	
UH (100°-180°)	0.0	0.0		U0/0	

BUG Rating: B0-U0-G1

Type II Medium





REPORT NUMBER: P385498
 CATALOG NUMBER: GWC-SA1A-740-U-T2-HSS

CANDELA DISTRIBUTION (FULL):

	0°	5°	15°	25°	35°	45°	55°	65°	66°	75°	85°
0°	402.7	402.7	402.7	402.7	402.7	402.7	402.7	402.7	402.7	402.7	402.7
2.5°	474.0	472.0	471.2	467.5	461.1	456.2	446.8	435.9	433.8	423.3	410.3
5°	535.5	533.9	532.7	527.5	520.9	508.6	491.5	471.2	467.3	447.1	421.2
7.5°	578.4	581.4	581.4	578.1	569.8	560.6	539.6	511.8	507.0	476.0	435.9
10°	603.5	607.2	610.0	612.9	611.7	608.0	588.2	556.9	551.0	510.0	452.8
12.5°	605.8	609.5	617.6	629.5	641.1	649.5	637.1	606.8	600.1	549.3	473.0
15°	592.7	596.6	609.0	632.2	660.3	684.8	688.8	662.1	655.2	596.2	498.2
17.5°	569.8	572.4	590.2	622.3	666.3	711.4	735.7	721.5	715.1	649.8	526.3
20°	552.9	554.7	570.3	604.8	662.6	728.0	780.1	784.5	777.8	707.3	556.7
22.5°	581.9	585.3	585.8	602.1	652.5	736.2	819.1	846.5	841.5	768.4	586.6
25°	661.4	665.3	652.5	642.4	661.1	739.9	852.6	910.1	906.0	834.1	616.7
27.5°	766.5	770.5	754.1	724.0	706.0	753.9	882.3	974.6	974.4	903.7	649.2
30°	869.7	873.7	856.9	826.8	785.5	793.4	908.0	1042.2	1043.2	975.4	683.6
32.5°	978.0	983.0	965.7	927.0	883.8	861.6	944.2	1110.1	1115.8	1058.6	722.5
35°	1101.0	1101.7	1077.3	1036.8	987.0	952.9	1002.2	1186.2	1199.8	1161.7	771.7
37.5°	1221.7	1226.6	1206.6	1142.7	1097.0	1058.3	1088.4	1281.4	1300.7	1287.6	836.1
40°	1311.1	1321.4	1318.5	1249.6	1206.2	1178.7	1195.5	1394.5	1419.0	1434.2	917.3
42.5°	1367.3	1375.0	1388.1	1346.6	1307.3	1311.8	1321.9	1526.3	1556.5	1601.2	1010.6
45°	1431.6	1435.3	1446.3	1427.9	1401.4	1447.1	1456.0	1674.7	1706.5	1780.9	1114.1
47.5°	1510.3	1519.1	1522.1	1505.3	1493.2	1566.8	1585.3	1809.7	1854.2	1973.4	1223.7
50°	1610.5	1612.8	1618.1	1607.1	1595.0	1669.7	1701.3	1951.4	1991.9	2166.5	1331.8
52.5°	1708.5	1716.9	1735.1	1728.2	1723.3	1757.2	1804.6	2079.1	2124.4	2327.6	1439.7
55°	1736.7	1744.0	1806.7	1849.5	1889.2	1865.2	1903.5	2193.6	2242.5	2471.5	1543.6
57.5°	1623.9	1638.6	1747.2	1858.8	2023.3	2032.9	2039.3	2311.1	2355.0	2581.7	1651.7
60°	1338.9	1341.7	1519.9	1711.3	2001.1	2179.3	2237.6	2437.3	2474.2	2684.4	1781.1
62.5°	851.6	880.6	1076.1	1346.4	1766.5	2158.1	2477.5	2628.3	2641.7	2807.6	1966.7
65°	405.6	424.4	565.3	831.9	1279.5	1887.0	2643.1	2973.7	2979.8	3051.9	2214.6
67.5°	224.6	233.6	300.7	447.8	748.0	1334.5	2576.2	3382.9	3388.6	3301.3	2432.1
69°	175.7	183.4	236.2	337.5	507.1	959.1	2331.3	3502.7	3519.7	3372.8	2439.9
70°	149.1	156.7	203.4	285.1	407.8	741.1	2075.1	3473.0	3490.9	3366.1	2382.2
72.5°	91.3	95.6	135.5	200.7	273.3	372.8	1279.7	2937.1	2967.5	3087.7	2047.4
75°	61.5	63.9	84.7	138.5	195.5	192.0	664.8	2070.2	2136.1	2401.9	1512.2
77.5°	44.0	46.2	56.8	89.6	137.0	126.7	301.1	1286.6	1300.7	1440.6	824.7
80°	25.0	27.1	40.2	53.3	93.0	84.6	119.7	614.5	621.6	617.7	275.3
82.5°	13.1	14.8	22.0	35.1	59.7	55.3	49.8	205.7	206.8	172.0	60.3
85°	2.5	3.0	10.9	24.0	30.8	24.0	20.3	48.2	49.3	43.5	15.0
87.5°	0.0	0.2	4.4	5.4	6.1	6.2	6.6	9.4	10.1	13.6	4.0
90°	0.0	0.0	0.0	0.0	0.0	0.0	0.0	0.0	0.0	0.0	0.0



REPORT NUMBER: P385498
 CATALOG NUMBER: GWC-SA1A-740-U-T2-HSS

CANDELA DISTRIBUTION (continued):

	90°	95°	105°	115°	125°	135°	145°	155°	165°	175°	180°
0°	402.7	402.7	402.7	402.7	402.7	402.7	402.7	402.7	402.7	402.7	402.7
2.5°	404.6	398.5	386.9	373.5	363.1	352.8	344.8	336.4	333.3	331.8	331.6
5°	408.6	395.9	371.3	346.1	325.4	305.9	292.0	278.7	272.5	269.6	268.4
7.5°	415.4	394.8	355.3	316.9	287.1	262.7	243.4	228.9	221.7	218.7	217.5
10°	423.3	393.5	336.7	285.9	247.9	222.7	203.6	189.3	181.4	178.0	176.3
12.5°	432.5	391.2	315.2	254.7	214.5	189.3	166.1	148.4	139.3	135.5	133.6
15°	443.9	388.8	292.6	225.2	185.1	154.3	128.9	117.0	115.1	114.5	114.6
17.5°	455.2	385.1	268.1	196.2	154.1	120.5	107.6	106.9	107.2	107.2	107.2
20°	465.3	376.7	241.4	171.3	124.7	101.7	99.0	97.8	97.0	96.3	95.5
22.5°	473.2	365.4	215.7	146.6	101.9	93.1	88.9	85.2	82.2	80.2	79.2
25°	478.6	350.5	192.1	122.9	91.6	84.7	77.2	70.9	66.2	63.4	62.2
27.5°	482.6	334.3	171.1	102.9	84.6	75.0	65.1	57.7	52.8	50.3	49.3
30°	485.5	316.0	152.6	90.4	76.7	64.7	54.1	46.9	43.4	42.0	41.4
32.5°	488.1	295.7	135.1	84.6	69.3	55.3	45.4	39.8	37.7	36.0	35.5
35°	494.9	276.8	118.5	78.3	61.7	47.2	39.0	35.0	32.8	31.8	31.4
37.5°	510.8	262.9	102.5	71.9	54.1	40.8	34.1	31.3	29.2	28.2	27.9
40°	536.6	255.8	89.1	65.1	46.7	36.0	30.9	28.2	26.1	24.5	24.2
42.5°	574.4	256.8	79.7	58.2	40.8	32.1	27.9	24.7	22.4	21.0	20.7
45°	620.3	264.2	73.1	51.4	36.0	29.1	24.5	21.2	19.0	17.8	17.5
47.5°	670.0	276.2	67.7	45.4	32.1	26.2	21.2	17.6	15.8	14.8	14.6
50°	722.5	287.8	62.2	39.5	28.7	23.4	17.8	14.6	13.1	12.3	11.9
52.5°	775.6	301.2	57.2	34.1	25.9	20.0	14.8	11.9	10.8	10.1	9.7
55°	832.7	311.3	52.3	29.9	23.0	17.0	12.3	9.9	8.9	8.1	7.9
57.5°	900.0	326.9	47.2	25.9	19.7	14.1	10.1	7.9	7.1	6.2	6.1
60°	990.7	345.3	41.9	22.9	16.1	11.6	8.2	6.4	5.4	4.7	4.5
62.5°	1110.4	365.6	35.1	20.0	13.1	9.4	6.6	5.0	3.9	3.0	3.0
65°	1262.2	398.7	28.7	16.8	10.8	7.7	5.0	3.7	2.2	1.3	1.3
67.5°	1350.8	404.4	23.2	13.8	8.7	6.6	4.2	2.5	0.7	0.2	0.0
69°	1322.4	371.3	19.7	11.8	7.6	6.2	3.9	1.8	0.3	0.0	0.0
70°	1268.9	339.5	17.3	10.4	6.9	5.9	3.7	1.3	0.3	0.0	0.0
72.5°	1048.6	241.7	13.1	7.7	5.0	5.2	3.4	0.8	0.3	0.0	0.0
75°	763.8	146.9	9.4	5.4	3.2	3.9	2.4	0.3	0.2	0.0	0.0
77.5°	424.9	69.3	5.9	3.0	2.0	2.4	1.2	0.0	0.0	0.0	0.0
80°	138.0	18.8	2.7	1.7	1.2	1.3	0.5	0.0	0.0	0.0	0.0
82.5°	25.6	5.4	1.5	0.8	0.3	0.3	0.0	0.0	0.0	0.0	0.0
85°	5.5	2.2	0.8	0.3	0.0	0.0	0.0	0.0	0.0	0.0	0.0
87.5°	1.8	0.7	0.2	0.0	0.0	0.0	0.0	0.0	0.0	0.0	0.0
90°	0.0	0.0	0.0	0.0	0.0	0.0	0.0	0.0	0.0	0.0	0.0

Signify Classified - Internal
Cooper Lighting Solutions Photometric Lab
1121 Highway 74 South
Peachtree City, GA 30269

Scaled Data Report



Report Generated By 670245982

Signify Classified - Internal
Cooper Lighting Solutions Photometric Lab
1121 Highway 74 South
Peachtree City, GA 30269

Scaled Data Report



Signify Classified - Internal
Cooper Lighting Solutions Photometric Lab
1121 Highway 74 South
Peachtree City, GA 30269

Scaled Data Report



Signify Classified - Internal
Cooper Lighting Solutions Photometric Lab
1121 Highway 74 South
Peachtree City, GA 30269

Scaled Data Report



Signify Classified - Internal
Cooper Lighting Solutions Photometric Lab
1121 Highway 74 South
Peachtree City, GA 30269

Scaled Data Report



--- HS — SS

Signify Classified - Internal
Cooper Lighting Solutions Photometric Lab
1121 Highway 74 South
Peachtree City, GA 30269

Scaled Data Report



u

Signify Classified - Internal
Cooper Lighting Solutions Photometric Lab
1121 Highway 74 South
Peachtree City, GA 30269

Scaled Data Report



Signify Classified - Internal
Cooper Lighting Solutions Photometric Lab
1121 Highway 74 South
Peachtree City, GA 30269

Scaled Data Report



(END OF REPORT)